



**TATA POWER-DDL**

TPDDL/Regulatory/2022-23/PMG/293  
July 18, 2022

Office of the Chief (Regulatory, Legal & PM)

**The Secretary**  
Delhi Electricity Regulatory Commission  
Viniyamak Bhawan,  
C-block, Shivalik, Malviya Nagar,  
New Delhi -110017

**Subject: Submission of Annual Auditor Certificate w.r.t. Power Purchase Cost for FY 2021-22**

Dear Sir,

This is with reference to the directive no. # 6.10 (k) of Tariff Order dated 30<sup>th</sup> Sep 2021, to submit the Annual Auditor Certificate in respect of Power Purchase details of the previous year i.e FY 2021-22 by 30<sup>th</sup> July of the next financial year.

Accordingly, please find enclosed the Auditor Certificate for Annual Power Purchase Cost of Tata Power-DDL for your kind perusal.

We hope that Hon'ble Commission would find the above in order and we shall be pleased to furnish any other information and/or clarification on the same as and when required.


Thanking you,

Yours sincerely,  
**For Tata Power Delhi Distribution Limited**

  
**Peyush Tandon**  
Chief (Regulatory, Legal & Power Management)

m-h

Encl: As mentioned above.



Page 1 of 1

**TATA POWER DELHI DISTRIBUTION LIMITED**  
(A Tata Power and Delhi Government Joint Venture)  
Corporate Office : NDPL House Hudson Lines Kingsway Camp Delhi - 110 009  
Website : www.tatapower-ddl.com CIN No. : U40109DL2001PLC111526



To  
The Board of Directors  
Tata Power Delhi Distribution Limited  
NDPL House, Hudson Lines, Kingsway Camp,  
New Delhi-110009

**Certificate on the Statement on details of power purchase cost for the year ended 31<sup>st</sup> March 2022**

1. This certificate of power purchase cost of Tata Power Delhi Distribution Limited (hereinafter 'the Company') for the year ended 31<sup>st</sup> March 2022 (invoices received during the period from 16<sup>th</sup> April 2021 to 15<sup>th</sup> April 2022, including invoices related to arrears of earlier periods), has been issued by us at the request of the company for the purpose of submission to Delhi Electricity Regulatory Commission (DERC).
2. The management of the Company has prepared the accompanying statements (Annexure 1, 2 and 3) containing plant-wise details of power purchase cost for the year ended 31<sup>st</sup> March 2022 ('the Statements') in accordance with the requirements of Clause 6.10(k) of the Tariff Order for FY 2021-22 dated 30<sup>th</sup> September 2021 (hereinafter 'Tariff Order') issued by Delhi Electricity Regulatory Commission ('DERC').

**Management's Responsibility**



3. The management of the Company is responsible for preparation of the accompanying Statements, including preparation and maintenance of all accounting and other relevant supporting records and documents. This responsibility includes the design, implementation and maintenance of internal controls relevant to the preparation and presentation of the Statements and applying an appropriate basis of preparation; and making estimates that are reasonable in the circumstances.
4. The Management of the Company is also responsible for ensuring compliance with the requirements of the Tariff Order in relation to the Statements and for providing all relevant information to the DERC.

**Auditor's Responsibility**

5. Pursuant to the requirement of the Tariff Order, our responsibility is to provide reasonable assurance in the form of an opinion as to whether the amounts in the accompanying Statements are in agreement with the audited standalone financial statements for the year ended 31<sup>st</sup> March 2022, books of accounts and other related records of the Company based on our examination of documents and information and explanation provided to us by the management of the Company.
6. The audited standalone financial statements for the year ended 31<sup>st</sup> March 2022, referred to in paragraph 5 above have been audited by us, on which we have issued an unmodified opinion vide our report dated 22<sup>nd</sup> April 2022.
7. We conducted our examination of the accompanying Statements, on test check basis, in accordance with the Guidance Note on Reports or Certificates for Special Purposes (Revised 2016) ('the Guidance Note') issued by the Institute of Chartered Accountant of India (the 'ICAI'). The Guidance Note requires that we comply with the ethical requirements of the Code of Ethics issued by the ICAI.

T R Chadha & Co., a partnership firm converted into T R Chadha & Co LLP  
(A limited liability partnership with LLP Identification No. AAF-3360 with effect from 28<sup>th</sup> December, 2015)

Corporate & Regd. Office: B-30, Connaught Place, Minjala Building, New Delhi - 110001 \*  
Phone: 43269900, Fax: 43269930, Email: delhi@trchadha.com



**T R Chadha & Co LLP**  
Chartered Accountants



8. We have complied with the relevant applicable requirements of the Standard on Quality Control (SQC) 1, Quality Control for Firms that Perform Audits and Reviews of Historical Financial Information, and Other Assurance and Related Services Engagements.


**Opinion**

9. Based on our examination, as above, and according to the information and explanation given to us, we are of the opinion that the amounts of the power purchase cost for the year ended 31<sup>st</sup> March 2022 (invoices received during the period from 16<sup>th</sup> April 2021 to 15<sup>th</sup> April 2022, including invoices related to arrears of earlier periods), as set out in the accompanying Statements, are in agreement with the audited standalone financial statements of the Company for the year ended 31<sup>st</sup> March 2022 and the underlying books of account and other related records of the Company.

**Restriction on Distribution or Use**

10. This certificate is addressed to and provided to the Board of Directors of the Company solely for the purpose of submission to DERC in accordance with the requirements of the tariff order and should not be used, referred to or distributed for any other purpose or to any other party without our prior written consent.

For T R Chadha & Co LLP  
Chartered Accountants  
Firm's Registration No.: 006711N/ N500028

  
Hitesh Garg  
Partner  
Membership No.: 502955

Place: New Delhi  
Date: 15<sup>th</sup> July 2022

UDIN: 22502955AMXNUX1095

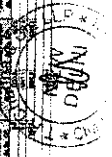



T R Chadha & Co., a partnership firm converted into T R Chadha & Co LLP  
(A limited liability partnership with LLP Identification No. AAF-3926) with effect from 28<sup>th</sup> December, 2015

Corporate & Regd. Office: B-30, Connaught Place, Kuthiala Building, New Delhi - 110001  
Phone: 43259900, Fax: 43259930, E-mail: delhi@trchadha.com

Table of Contents

Sl. No.	Particulars	Q1	Q2	Q3	Q4	YTD	Remarks
1	...	...	...	...	...	...	...
2	...	...	...	...	...	...	...
3	...	...	...	...	...	...	...
4	...	...	...	...	...	...	...
5	...	...	...	...	...	...	...
6	...	...	...	...	...	...	...
7	...	...	...	...	...	...	...
8	...	...	...	...	...	...	...
9	...	...	...	...	...	...	...
10	...	...	...	...	...	...	...
11	...	...	...	...	...	...	...
12	...	...	...	...	...	...	...
13	...	...	...	...	...	...	...
14	...	...	...	...	...	...	...
15	...	...	...	...	...	...	...
16	...	...	...	...	...	...	...
17	...	...	...	...	...	...	...
18	...	...	...	...	...	...	...
19	...	...	...	...	...	...	...
20	...	...	...	...	...	...	...
21	...	...	...	...	...	...	...
22	...	...	...	...	...	...	...
23	...	...	...	...	...	...	...
24	...	...	...	...	...	...	...
25	...	...	...	...	...	...	...
26	...	...	...	...	...	...	...
27	...	...	...	...	...	...	...
28	...	...	...	...	...	...	...
29	...	...	...	...	...	...	...
30	...	...	...	...	...	...	...
31	...	...	...	...	...	...	...
32	...	...	...	...	...	...	...
33	...	...	...	...	...	...	...
34	...	...	...	...	...	...	...
35	...	...	...	...	...	...	...
36	...	...	...	...	...	...	...
37	...	...	...	...	...	...	...
38	...	...	...	...	...	...	...
39	...	...	...	...	...	...	...
40	...	...	...	...	...	...	...
41	...	...	...	...	...	...	...
42	...	...	...	...	...	...	...
43	...	...	...	...	...	...	...
44	...	...	...	...	...	...	...
45	...	...	...	...	...	...	...
46	...	...	...	...	...	...	...
47	...	...	...	...	...	...	...
48	...	...	...	...	...	...	...
49	...	...	...	...	...	...	...
50	...	...	...	...	...	...	...
51	...	...	...	...	...	...	...
52	...	...	...	...	...	...	...
53	...	...	...	...	...	...	...
54	...	...	...	...	...	...	...
55	...	...	...	...	...	...	...
56	...	...	...	...	...	...	...
57	...	...	...	...	...	...	...
58	...	...	...	...	...	...	...
59	...	...	...	...	...	...	...
60	...	...	...	...	...	...	...
61	...	...	...	...	...	...	...
62	...	...	...	...	...	...	...
63	...	...	...	...	...	...	...
64	...	...	...	...	...	...	...
65	...	...	...	...	...	...	...
66	...	...	...	...	...	...	...
67	...	...	...	...	...	...	...
68	...	...	...	...	...	...	...
69	...	...	...	...	...	...	...
70	...	...	...	...	...	...	...
71	...	...	...	...	...	...	...
72	...	...	...	...	...	...	...
73	...	...	...	...	...	...	...
74	...	...	...	...	...	...	...
75	...	...	...	...	...	...	...
76	...	...	...	...	...	...	...
77	...	...	...	...	...	...	...
78	...	...	...	...	...	...	...
79	...	...	...	...	...	...	...
80	...	...	...	...	...	...	...
81	...	...	...	...	...	...	...
82	...	...	...	...	...	...	...
83	...	...	...	...	...	...	...
84	...	...	...	...	...	...	...
85	...	...	...	...	...	...	...
86	...	...	...	...	...	...	...
87	...	...	...	...	...	...	...
88	...	...	...	...	...	...	...
89	...	...	...	...	...	...	...
90	...	...	...	...	...	...	...
91	...	...	...	...	...	...	...
92	...	...	...	...	...	...	...
93	...	...	...	...	...	...	...
94	...	...	...	...	...	...	...
95	...	...	...	...	...	...	...
96	...	...	...	...	...	...	...
97	...	...	...	...	...	...	...
98	...	...	...	...	...	...	...
99	...	...	...	...	...	...	...
100	...	...	...	...	...	...	...



74

...




















Last Year's Sales Performance Report

Based on 12 Months Ending on 31st December 2017

Product Name	Sales Performance by Region												Total Sales	Market Share (%)	Growth (%)																																																																																																																																																																																																
	North	South	East	West	Central	North-East	South-East	West-Central	Central-East	North-West	South-West	East-Central																																																																																																																																																																																																			
Product A	1000	1200	1500	1800	2000	2200	2500	2800	3000	3200	3500	3800	4000	4200	4500	4800	5000	5500	6000	6500	7000	7500	8000	8500	9000	9500	10000	10500	11000	11500	12000	12500	13000	13500	14000	14500	15000	15500	16000	16500	17000	17500	18000	18500	19000	19500	20000	20500	21000	21500	22000	22500	23000	23500	24000	24500	25000	25500	26000	26500	27000	27500	28000	28500	29000	29500	30000	30500	31000	31500	32000	32500	33000	33500	34000	34500	35000	35500	36000	36500	37000	37500	38000	38500	39000	39500	40000	40500	41000	41500	42000	42500	43000	43500	44000	44500	45000	45500	46000	46500	47000	47500	48000	48500	49000	49500	50000	50500	51000	51500	52000	52500	53000	53500	54000	54500	55000	55500	56000	56500	57000	57500	58000	58500	59000	59500	60000	60500	61000	61500	62000	62500	63000	63500	64000	64500	65000	65500	66000	66500	67000	67500	68000	68500	69000	69500	70000	70500	71000	71500	72000	72500	73000	73500	74000	74500	75000	75500	76000	76500	77000	77500	78000	78500	79000	79500	80000	80500	81000	81500	82000	82500	83000	83500	84000	84500	85000	85500	86000	86500	87000	87500	88000	88500	89000	89500	90000	90500	91000	91500	92000	92500	93000	93500	94000	94500	95000	95500	96000	96500	97000	97500	98000	98500	99000	99500	100000




Handwritten signatures and stamps at the top right of the page, including a circular stamp with the letters 'M' and 'P'.

8/20/2022

State of Michigan Department of Transportation

Line Item	Description	Current Budget		Original Budget		Actual Budget		Actual Expenditures		Actual Encumbrances		Actual Balance	
		Amount	Units	Amount	Units	Amount	Units	Amount	Units	Amount	Units	Amount	Units
1	Operating Expenses - Salaries	1,200,000		1,200,000		1,200,000		1,150,000		1,150,000		50,000	
2	Operating Expenses - Travel	50,000		50,000		50,000		45,000		45,000		5,000	
3	Operating Expenses - Supplies	100,000		100,000		100,000		90,000		90,000		10,000	
4	Operating Expenses - Maintenance	200,000		200,000		200,000		180,000		180,000		20,000	
5	Operating Expenses - Utilities	150,000		150,000		150,000		140,000		140,000		10,000	
6	Operating Expenses - Insurance	300,000		300,000		300,000		280,000		280,000		20,000	
7	Operating Expenses - Depreciation	100,000		100,000		100,000		100,000		100,000		0	
8	Operating Expenses - Other	100,000		100,000		100,000		95,000		95,000		5,000	
9	Capital Expenses - Construction	5,000,000		5,000,000		5,000,000		4,800,000		4,800,000		200,000	
10	Capital Expenses - Equipment	1,000,000		1,000,000		1,000,000		950,000		950,000		50,000	
11	Capital Expenses - Land	500,000		500,000		500,000		480,000		480,000		20,000	
12	Capital Expenses - Other	500,000		500,000		500,000		480,000		480,000		20,000	
13	Operating Expenses - Interest	100,000		100,000		100,000		90,000		90,000		10,000	
14	Operating Expenses - Depreciation	100,000		100,000		100,000		100,000		100,000		0	
15	Operating Expenses - Other	100,000		100,000		100,000		95,000		95,000		5,000	
16	Operating Expenses - Salaries	1,200,000		1,200,000		1,200,000		1,150,000		1,150,000		50,000	
17	Operating Expenses - Travel	50,000		50,000		50,000		45,000		45,000		5,000	
18	Operating Expenses - Supplies	100,000		100,000		100,000		90,000		90,000		10,000	
19	Operating Expenses - Maintenance	200,000		200,000		200,000		180,000		180,000		20,000	
20	Operating Expenses - Utilities	150,000		150,000		150,000		140,000		140,000		10,000	
21	Operating Expenses - Insurance	300,000		300,000		300,000		280,000		280,000		20,000	
22	Operating Expenses - Depreciation	100,000		100,000		100,000		100,000		100,000		0	
23	Operating Expenses - Other	100,000		100,000		100,000		95,000		95,000		5,000	
24	Capital Expenses - Construction	5,000,000		5,000,000		5,000,000		4,800,000		4,800,000		200,000	
25	Capital Expenses - Equipment	1,000,000		1,000,000		1,000,000		950,000		950,000		50,000	
26	Capital Expenses - Land	500,000		500,000		500,000		480,000		480,000		20,000	
27	Capital Expenses - Other	500,000		500,000		500,000		480,000		480,000		20,000	
28	Operating Expenses - Interest	100,000		100,000		100,000		90,000		90,000		10,000	
29	Operating Expenses - Depreciation	100,000		100,000		100,000		100,000		100,000		0	
30	Operating Expenses - Other	100,000		100,000		100,000		95,000		95,000		5,000	



APPROVED: \_\_\_\_\_  
 DATE: \_\_\_\_\_

STATE OF MICHIGAN  
 DEPARTMENT OF TRANSPORTATION  
 TRAFFIC DISTRIBUTION




2020071

State of Karnataka

Department of Public Works

Accounts Section

Sl. No.	Particulars	Current Year		Previous Year		Budget		Actual		Variance		Remarks
		Expenditure	Receipts	Expenditure	Receipts	Expenditure	Receipts	Expenditure	Receipts	Expenditure	Receipts	
1	Salaries and Wages	1000000	0	1000000	0	1000000	0	1000000	0	0	0	
2	Grants-in-Aid	0	0	0	0	0	0	0	0	0	0	
3	Capital Expenditure	5000000	0	5000000	0	5000000	0	5000000	0	0	0	
4	Current Expenditure	15000000	0	15000000	0	15000000	0	15000000	0	0	0	
5	Other Receipts	0	0	0	0	0	0	0	0	0	0	
6	Net Expenditure	15000000	0	15000000	0	15000000	0	15000000	0	0	0	
7	Net Receipts	0	0	0	0	0	0	0	0	0	0	
8	Net Balance	0	0	0	0	0	0	0	0	0	0	



Handwritten notes and signatures in the right margin, including a date and some illegible text.

Additional handwritten notes and signatures, possibly related to the audit or accounting process.

Further handwritten notes and signatures, continuing the administrative or accounting entries.

Handwritten notes and signatures, including what appears to be a date '10/10/20'.

Handwritten notes and signatures, with some numerical entries and dates.

Handwritten notes and signatures, including a date '10/10/20' and some illegible text.

Handwritten notes and signatures, including a date '10/10/20' and some illegible text.